

Login first:

Continuing Certification Requirements Online PDU Resources

Welcome to the Project Management Institute (PMI®) online resources for Professional Development Units (PDUs). PMI certified Project Management Professionals (PMP®s) are required to complete a minimum of 60 PDUs during each certification cycle. To submit or review your claim(s) please log in. Once logged in PMPs may switch between the transcript and the reporting form using the links to the left of the Web page.

Before submitting claims it is important that PMPs understand the [Continuing Certification Requirement guidelines](#). Review these guidelines regularly to stay informed on PMP certification renewal.

PMI ID Number*	<input type="text" value="196"/>	What is my PMI Number?
PMP Cert Number**	<input type="text" value="361"/>	What is my PMP Certification Number?
Password	<input type="password" value="••"/>	Enter the first four characters of your lastname / surname. Do not include an apostrophe (').

PMI Transcript

PMI PDU Self Report Form

Then they will see:

http://tel.occe.ou.edu/pmi/PMI_Member/pmiR2.php3

Project Management Institute
Making project management indispensable for business results.®

Certifications

Member Log On | Contacts | Sitemap

PMI Home

Continuing Certifications Requirements Program

Continuing Certifications Requirements FAQ

Registered Education Provider Home

Online PDU transcript

Sign out

PMP Activity Report

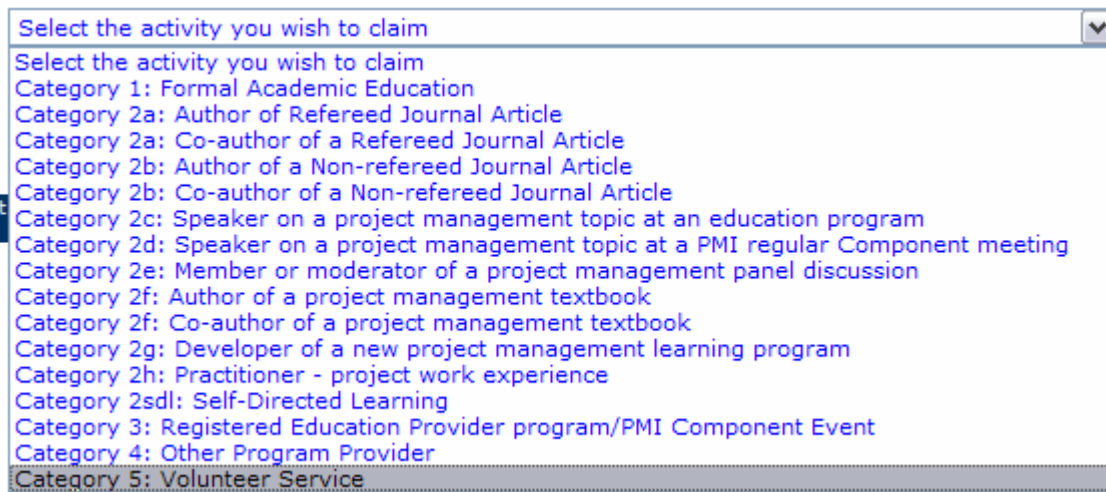
Welcome to the online Professional Development Unit (PDU) reporting form. This form can be used to submit programs for compliance with PMI's Continuing Certification Requirements program. Note: If you were brought directly to this page without logging in, you did not sign out after your last visit. You can either report another claim at this time or switch to your online transcript by clicking the link to the left of this page.

PMI Number: 1966

What activity do you wish to claim?
(For information on the PDU categories please [click here](#))

Select the activity you wish to claim

From the dropdown, please select one:



Select the activity you wish to claim

- Select the activity you wish to claim
- Category 1: Formal Academic Education
- Category 2a: Author of Refereed Journal Article
- Category 2a: Co-author of a Refereed Journal Article
- Category 2b: Author of a Non-refereed Journal Article
- Category 2b: Co-author of a Non-refereed Journal Article
- Category 2c: Speaker on a project management topic at an education program
- Category 2d: Speaker on a project management topic at a PMI regular Component meeting
- Category 2e: Member or moderator of a project management panel discussion
- Category 2f: Author of a project management textbook
- Category 2f: Co-author of a project management textbook
- Category 2g: Developer of a new project management learning program
- Category 2h: Practitioner - project work experience
- Category 2sdl: Self-Directed Learning
- Category 3: Registered Education Provider program/PMI Component Event
- Category 4: Other Program Provider
- Category 5: Volunteer Service

Say, someone selected Category 3, and then s/he should follow the instruction on the page to find the provider (option 2 or 3) and course (option 1):

Category 3 Claim: Registered Education Provider Program/ PMI Component Event Search

Option 1:

If you know the full course number (provider ID and course ID) of the R.E.P./PMI Component event you completed enter it below and click "Find Course".

 -

Provider ID - Course ID

-OR-

Option 2:

Locate the course you completed using the name search option below. Start a search by entering the name of your R.E.P. provider/PMI component and click "Find Provider". *NOTE: R.E.P.s have the ability to prevent their course information from appearing in these search results to maintain their client confidentiality. Participation in these "hidden" courses must be reported using the course number method in **Option 1**.*

This is a keyword search. Try using the most unique word in your provider's name if you are unable to locate them initially. For example: To locate your PMI Chapter's name try searching only for "chapter". This will retrieve all names including "Chapter" from which you will be able to select the correct one. The same method can be used to easily find a PMI Specific Interest Group (SIG), search using only "sig".

-OR-

Option 3:

Search by the R.E.P. Number/PMI Component ID Number to directly go to the page containing the list of programs offered by that provider.

*NOTE: R.E.P.s have the ability to prevent their course information from appearing in these search results to maintain their client confidentiality. Participation in these "hidden" courses must be reported using the course number method in **Option 1**.*

Enter the exact 4 digit Provider ID to do your search.

For example, someone types in "C001" in option 3 and clicks "Get Programs for this Provider":

Option 3:

Search by the R.E.P. Number/PMI Component ID Number to directly go to the page containing the list of programs offered by that provider.

*NOTE: R.E.P.s have the ability to prevent their course information from appearing in these search results to maintain their client confidentiality. Participation in these "hidden" courses must be reported using the course number method in **Option 1**.*

Enter the exact 4 digit Provider ID to do your search.

S/He will see:

Category 3 Claim: course details

Provider Name: PMI Alaska Chapter

1. Click on the button below to report a short event of one to two PDUs. Example: presentation during chapter meeting, 1 to 2 hours webinar, etc. Do not submit a claim for which you do not have supporting documentation.

2. To report other event type (seminars, workshops, conferences, etc.), select the course or event you completed from those listed below. Change the sorted column by clicking either column heading ("Course Name" or "Course Number"). Do not submit a claim for which you do not have supporting documentation.

Course Name

- [HOW TO CAPTURE CUSTOMER REQUIREMENTS AND DEVELOP PROJECT SCOPE](#)
- [PRIMAVERA 5 - BASIC AND ADVANCED](#)
- [TIPS & TRICKS MICROSOFT PROJECT 2007](#)
- [VISIO 2007 TIPS & TRICKS](#)
- [HOW TO ASSESS AND MANAGE PROJECT RISK](#)
- [Effective Project Risk Management Beyond The PMBOK Guide](#)




Course Number

- [C001-PMIAK061](#)
- [C001-PMIAK062](#)
- [C001-PMIAK063](#)
- [C001-PMIAK064](#)
- [C001-PMIAK065](#)
- [C001-X071102](#)

Then s/he could either click a course name or click “1 to 2 PDU Event” button to report. Say someone clicks the “1 to 2 PDU Event”, and then s/he will see:

PDU Activity Report

Below are the remaining items required for your activity claim. Complete the requested fields and click the "preview" button to continue.

PMI Number:	96,
Email:	<input type="text"/> (optional)
Phone:	<input type="text"/> (optional)
Category Type:	3
PMI Provider Number and Name:	C001, PMI Alaska Chapter
Course or Event Title: (15 words or less)	<input type="text" value="Enter course title in this area"/>
Activity Date (dd/mm/yyyy):	<input type="text"/> 
PDUs Earned: (One to Two PDUs allowed)	<input type="text"/> 
This course met all of its stated objectives: Note: For statistical purposes only. Will not affect posting of PDUs to your transcript	<input type="text" value="Select one"/> 

By submitting this report, I attest that the information I have provided is correct. I understand that any misrepresentation or incorrect information provided can result in disciplinary action, including suspension or revocation of my PMP Certification.

I Agree

Then s/he should fill out the information on that web page and click “Preview”.

On the preview page, s/he should review the information and then submit it.